



[support@magestore.com](mailto:support@magestore.com)

[sales@magestore.com](mailto:sales@magestore.com)

Phone: 084.4.8585.4587

---

# STORE PICKUP

---

## USER GUIDE

*Version 0.1.3*

# Table of Contents

|   |    |
|---|----|
| 1. INTRODUCTION.....                                | 3  |
| 2. HOW TO INSTALL .....                             | 5  |
| 3. HOW TO USE .....                                 | 6  |
| 3.1. <i>For Customers</i> .....                     | 6  |
| 3.1.1. View the detail list of store addresses..... | 6  |
| 3.1.2. Choose to use Storepickup.....               | 7  |
| 3.1.3. View the order.....                          | 8  |
| 3.1.4. Receive Order Email.....                     | 10 |
| 3.2. <i>For Administrators</i> .....                | 10 |
| 3.2.1. Manage Stores.....                           | 10 |
| 3.2.2. Manage Holidays .....                        | 13 |
| 3.2.3. View Orders .....                            | 14 |
| 3.2.4. Receive Email about the orders .....         | 15 |
| 4. HOW TO CONFIGURE .....                           | 16 |
| 4.1. <i>Configure Storepickup</i> .....             | 16 |
| 4.2. <i>Get Google Map key</i> .....                | 18 |
| 5. EXAMPLES.....                                    | 19 |
| 5.1. <i>Add stores</i> .....                        | 19 |
| 5.2. <i>Using Storepickup in front-end</i> .....    | 21 |

# 1. INTRODUCTION

When there is a chain of stores, customers obviously want to pick up the purchased products at the store which is closest to their location and at appropriate time. How can store-owners make that happen? The answer is Store Pickup extension.

When checking out orders, customers can select stores which are near their locations and also choose the time they want to come for pick-up. By this extension, site-owners can create as many stores as wanted, showing addresses and opening time of each store for the customers' ease of use.

In the previous version, we added the feature about adjusting store locations by using Google Map and sorting stores by the distance between the address of store and the one of customer. In this new version, we add maps of the stores' locations in the shipping method, the previous order and the order information in back end so that you and your customers can figure the location more clearly. We also add the detail list of stores so customers can consult them.

## **Outstanding Features:**

### ➤ **Common Features**

- ✓ Work as a Magento standard shipping method
- ✓ Easy installation and configuration
- ✓ 100% open source.
- ✓ Support multiple stores
- ✓ Support multiple languages

### ➤ **Professional store management**

- ✓ Ability to add/edit/delete stores
- ✓ Set addresses for each store.
- ✓ Allow to add contact information of store owners.

- ✓ Allow to add opening time of each store so that customers can arrange time to pickup products.

- ✓ Allow to import store list from CSV file.

➤ **Frontend features**

- ✓ Locating store address using Google map: customers now can easily find the stores by Google map feature.

- ✓ Show Google map on the store-list page: customers can view all searched store on the map

- ✓ Show Google map on the checkout page: customers can select stores for picking-up by clicking into them on the map.

- ✓ You can add the link to the store-list page at different positions in your site: top link or footer link.

- ✓ Using store addresses for shipping addresses: when a customer selects a store for pickup, its address will be used for shipping automatically.

➤ **Holiday management**

- ✓ You can add holiday time for each store and notify customers that the store is not available for pick-up during those days.

➤ **Payment Association**

You can integrate this shipping method with one or more payment methods. When a store is fixed with a payment method, only that payment method is available to customers.

➤ **Email Notification**

- ✓ Emails will be sent to store owners as notifications that customers want to pickup products from their stores. The emails let the store owners know the information of the orders, the products and the time of pick-up.

## 2. HOW TO INSTALL

- After purchasing, you can download the file at once, license key will be sent to your email. The file that you download normally is a zip file. Unzip it to a folder.
- Use FTP client (like Filezilla, WinSCP, cuteFtp) to upload (copy) all folders in the zip package to your Magento site root folder. This will not overwrite any existing files, it only add new files to the folder structure.
- After uploading is done, Log in your Magento administration panel to refresh cache. Go to System > Cache Management. Select all caches and take action “Refresh” then submit.
- Navigate to System > Configuration, if you can see the extension tab, it is installed properly. Remember to put your license key to the License key management so that the module could be activated.
- Now if you get Access denied error when click on the extension tab, you need to log out admin panel and log in again.
- Go to front-end and try to process, make sure that everything is OK.

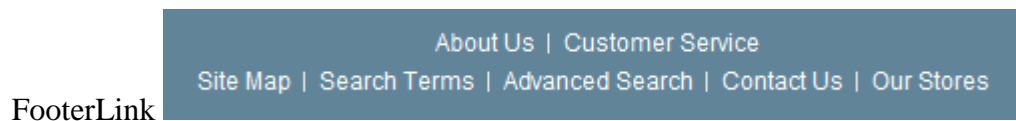
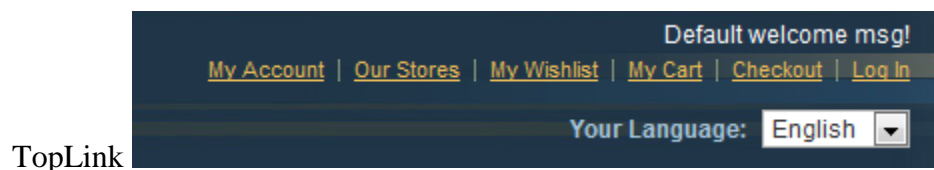
## 3. HOW TO USE

### 3.1. For Customers:

Customers may want to directly pick up products ordered in your store so they can test the quality or save the shipping fee. Below, let us introduce how customers exploit the useful features when your store is added **Store pickup** extension.

#### 3.1.1. View the detail list of store addresses

- In the website, customers can find the list of your stores by clicking Our Stores on TopLinks (the top right of the page) or on FooterLinks (the bottom of the page).



- Stores are sorted by Name. To search Stores by location, they can:
  - Enter the information then click Search button.
  - Click Reset to reset the result.

## Our Stores

Search by Country   
Search by State/Province   
Search by City

8 Item(s)

Show  per page

| Store Name             | Address             | City  | State/Province | Country |
|------------------------|---------------------|-------|----------------|---------|
| Ba Trieu Store         | 9 Ba Trieu          | Hanoi | Hanoi          | Vietnam |
| Hoang Hoa Tham Store   | 567 Hoang Hoa Tham  | Hanoi | Hanoi          | Vietnam |
| Le Thanh Nghi Store    | 118 Le Thanh Nghi   | Hanoi | Hanoi          | Vietnam |
| Nam Cao Store          | 2 Nam Cao           | Hanoi | Hanoi          | Vietnam |
| Nguyen Chi Thanh Store | 47 Nguyen Chi Thanh | Hanoi | Hanoi          | Vietnam |
| StoreMonday5           | 220 Xua Thuy        | Hanoi | Hanoi          | Vietnam |
| Vong Store             | 229 Vong Street     | Hanoi | Hanoi          | Vietnam |
| Xuan Thuy Store        | 220 Xuan Thuy       | Hanoi | Hanoi          | Vietnam |

8 Item(s)

Show  per page

### **3.1.2. Choose to use Storepickup**

- In the checkout process, after entering the billing address, at Billing Information tab, customers can select Store Pickup for Shipping Address and click Continue.

## Checkout

### **1 Billing Information**

Select a billing address from your address book or enter a new address.

- Ship to this address  
 Ship to different address  
 Store Pickup

\* Required Fields

- In Shipping Method tab, select Store, Shipping Date and Shipping Time. Stores are sorted by the distance between the address of stores and the address of customers'. Shipping dates are invalid in case: customers choose a date in the past, the holidays of stores (defined in admin) or the closed days (such as Sunday,

defined in Time Schedule in admin). If customers choose these days, a message will be displayed. Click Continue to go to the next step.

**Checkout**

1 Billing Information  
2 Shipping Information  
3 **Shipping Method**

Storepickup  
 Free StorePickup \$0.00

Stores \*  
 Vong Store (5,534 m)

Vong Store  
 229 Vong Street  
 Hanoi  
 Hanoi, 10000  
 Vietnam

Shipping Date  
 11-15-2010

Shipping Time  
 18:00

[Back](#) [Continue](#)

**YOUR CHECKOUT PROGRESS**

[Billing Address | Change](#)  
 Hong Van Truong  
 42 ngo 567 Hoang Hoa Tham  
 Hanoi, Hanoi, 10000  
 Vietnam  
 T: 01245997456332

[Shipping Address | Change](#)  
 Hong Van Truong  
 42 ngo 567 Hoang Hoa Tham  
 Hanoi, Hanoi, 10000  
 Vietnam  
 T: 01245997456332

[Shipping Method](#)

[Payment Method](#)

- Customers will see the change in the shipping address and the shipping method. Continue to checkout as usual.

**Checkout**

1 Billing Information  
2 Shipping Information  
3 Shipping Method  
4 **Payment Information**

Check / Money order  
 Credit Card (saved)

\* Required Fields

[Back](#) [Continue](#)

5 Order Review

**YOUR CHECKOUT PROGRESS**

[Billing Address | Change](#)  
 Hong Van Truong  
 42 ngo 567 Hoang Hoa Tham  
 Hanoi, Hanoi, 10000  
 Vietnam  
 T: 01245997456332

[Shipping Address | Change](#)  
 Store Vong Store  
 229 Vong Street  
 Hanoi, Hanoi, 10000  
 Vietnam  
 T: 1234567  
 F: 42545245

[Shipping Method | Change](#)  
 Storepickup - Free  
 StorePickup \$0.00

### **3.1.3. View the order**

- To view their orders, customers can click My Account on TopLink, click on My Orders tab, click View Order in each order to view the detailed information like in the image below.

Order #100000476 - Pending

[Reorder](#) | [Print Order](#)

About This Order: **Order Information**

Order Date: November 11, 2010

**Shipping Address**

Store Vong Store  
229 Vong Street  
Hanoi, Hanoi, 10000  
Vietnam  
T: 1234567  
F: 42545245

**Shipping Method**

Storepickup - Free StorePickup  
Pickup Time: 11-15-2010 18:00



**Billing Address**

Hong Van Truong  
42 ngo 567 Hoang Hoa Tham  
Hanoi, Hanoi, 10000  
Vietnam  
T: 01245997456332

**Payment Method**

Check / Money order

**Items Ordered**

| Product Name  | SKU     | Price    | Qty        | Subtotal |
|---------------|---------|----------|------------|----------|
| AT&T 8525 PDA | 8525PDA | \$199.99 | Ordered: 1 | \$199.99 |

- To print orders, click Print Order on the top right, customers can see such page:



Order #100000476

Order Date: November 11, 2010

**Shipping Address**

Store Vong Store  
229 Vong Street  
Hanoi, Hanoi, 10000  
Vietnam  
T: 1234567  
F: 42545245

**Shipping Method**

Storepickup - Free StorePickup  
Pickup Time: 11-15-2010 18:00



**Items Ordered**

| Product Name  |
|---------------|
| AT&T 8525 PDA |
| AT&T 8525 PDA |

**Billing Address**

Hong Van Truong  
42 ngo 567 Hoang Hoa Tham  
Hanoi, Hanoi, 10000  
Vietnam  
T: 01245997456332

**Payment Method**

Check / Money order

Copyright (c) 2009-2010 [www.magestore.com](http://www.magestore.com)

### **3.1.4. Receive Order Email**

After ordering the products, customers will receive the order email with information about the pickup store.



Hello Hong Van Truong,

Thank you for your order from Main Store. Once your package ships we will send an email with a link to track your order. You can check the status of your order by [logging into your account](#). If you have any questions about your order please contact us at [support@example.com](mailto:support@example.com) or call us at Monday - Friday, 8am - 5pm PST.

Your order confirmation is below. Thank you again for your business.

Your Order #100000477 (placed on November 11, 2010)

| <b>Billing Information:</b><br>Hong Van Truong<br>42 ngo 567 Hoang Hoa Tham<br>Hanoi, Hanoi, 10000<br>Vietnam<br>T: 01245997456332   | <b>Payment Method:</b><br>Check / Money order  |                     |                 |          |               |         |   |          |  |  |          |          |  |  |                     |        |  |  |                    |                 |  |
|--|--|---------------------|-----------------|----------|---------------|---------|---|----------|--|--|----------|----------|--|--|---------------------|--------|--|--|--------------------|-----------------|--|
| <b>Shipping Information:</b><br>Store Vong Store<br>229 Vong Street<br>Hanoi, Hanoi, 10000<br>Vietnam<br>T: 1234567<br>F: 42545245   | <b>Shipping Method:</b><br>Storepickup - Free StorePickup<br>Pickup Time: 11-15-2010 18:00 |                     |                 |          |               |         |   |          |  |  |          |          |  |  |                     |        |  |  |                    |                 |  |
| <table border="1"><thead><tr><th>Item</th><th>Sku</th><th>Qty</th><th>Subtotal</th></tr></thead><tbody><tr><td>AT&amp;T 8525 PDA</td><td>8525PDA</td><td>2</td><td>\$399.98</td></tr><tr><td></td><td></td><td>Subtotal</td><td>\$399.98</td></tr><tr><td></td><td></td><td>Shipping &amp; Handling</td><td>\$0.00</td></tr><tr><td></td><td></td><td><b>Grand Total</b></td><td><b>\$399.98</b></td></tr></tbody></table> | Item   | Sku                 | Qty             | Subtotal | AT&T 8525 PDA | 8525PDA | 2 | \$399.98 |  |  | Subtotal | \$399.98 |  |  | Shipping & Handling | \$0.00 |  |  | <b>Grand Total</b> | <b>\$399.98</b> |  |
| Item   | Sku  | Qty                 | Subtotal        |          |               |         |   |          |  |  |          |          |  |  |                     |        |  |  |                    |                 |  |
| AT&T 8525 PDA  | 8525PDA  | 2                   | \$399.98        |          |               |         |   |          |  |  |          |          |  |  |                     |        |  |  |                    |                 |  |
|  |  | Subtotal            | \$399.98        |          |               |         |   |          |  |  |          |          |  |  |                     |        |  |  |                    |                 |  |
|  |  | Shipping & Handling | \$0.00          |          |               |         |   |          |  |  |          |          |  |  |                     |        |  |  |                    |                 |  |
|  |  | <b>Grand Total</b>  | <b>\$399.98</b> |          |               |         |   |          |  |  |          |          |  |  |                     |        |  |  |                    |                 |  |

Thank you again,  
Main Store

## ***3.2. For Administrators***

### **3.2.1. Manage Stores**

StorePickup provides you with 2 ways to add the stores: add new stores manually and import stores from CSV file.

#### ***3.2.1.1. Add Store***

- Go to **Storepickup → Manage Stores** on the menu of the admin page.

Copyright (c) 2009-2010 [www.magestore.com](http://www.magestore.com)

- Click button “Add Store”.
- Enter required information on General Information, Contact Information and Time Schedule (open time) tab.
- Click Save Item button.

If you edit one store, you can view two more tabs: Google Map tab and Related Order tab.

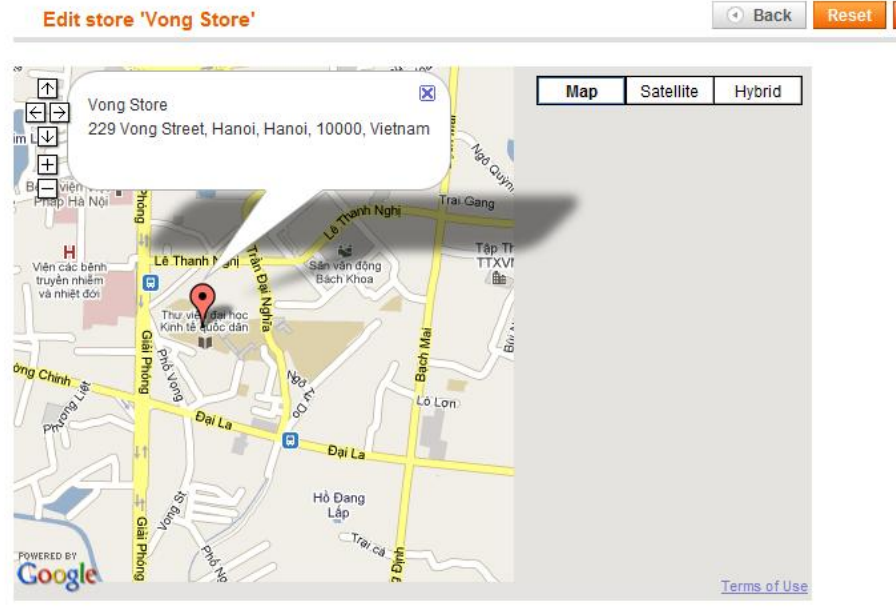
- Google Map tab:

When a store is imported or created manually, the system will get the coordinates based on store address by using Google API. However, in some cases, this way may be not accurate. Therefore, we have created the tab “Google Map” on the Edit store page. You can see it at the left upper. Click into this tab, the Google map will be displayed. You can reset store position by clicking to a point on this map. Then you select “Save Item”, this store position will be saved.

When you edit the store address (street, city or state/province) you must delete two text fields “Store Latitude” and “Store Longitude” in the tab “General Information”. Then, select “Save Item”, the store coordinates will be auto updated.

## Store Information

- General Information
- Google Map
- Contact Information
- Time Schedule
- Related Orders



- Related Orders tab: shows you the pickup orders of this store.

## Store Information

- General Information
- Google Map
- Contact Information
- Time Schedule
- Related Orders

Edit store 'Vong Store' Back Reset Delete Item Save Item

Page 1 of 1 pages | View 20 per page | Total 1 records found

| Order #   | Purchased From (Store)                | Purchased On           | Bill to Name    | Ship to Name     | G.T. (Base) | G.T. (Tax) |
|-----------|---------------------------------------|------------------------|-----------------|------------------|-------------|------------|
| 100000465 | Main Website<br>Main Store<br>English | Nov 1, 2010 2:31:06 AM | Hong Van Truong | Store Vong Store | \$1,099.96  |            |

### 3.2.1. 2. Import Stores

#### ❖ CSV file structure

You can see the csv file structure in attached file “stores.csv”. The columns are attribute values of the store and each row corresponds to one store. The title row (first row) contains the attribute name; you cannot edit it (important!) because the system reads data from csv file based on the name. If the attribute value of any stores is null, you don't have to fill data into it.

#### ❖ Import file

- Go to **Storepickup** → **Manage Stores** on the menu of admin page.
- Select “Import Stores”.

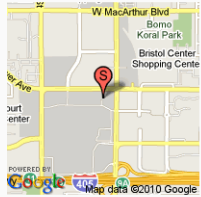
Copyright (c) 2009-2010 [www.magestore.com](http://www.magestore.com)



### 3.2.3. View Orders

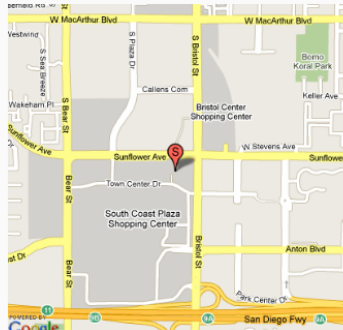
- Go to **Sales** → **Orders**, click the order in which the shipping name is the same with the pickup store's name.
- In the Information tab, you can see the information about shipping address changed to the address of stores and attached with a map location.

Order View Order # 10000475 | Order Date Nov 11, 2010 3:20:20 AM Back Edit Cancel Send Email Hold Invoice... Ship... Rec

|  |  |   |
|--|--|---|
| <p><b>Information</b></p> <p>Invoices</p> <p>Credit Memos</p> <p>Shipments</p> <p>Comments History</p> <p>Store Pickup</p> | <p><b>Order # 10000475 (Order confirmation email sent)</b></p> <p>Order Date: Nov 11, 2010 3:20:20 AM</p> <p>Order Status: Pending</p> <p>Purchased From: Main Website<br/>Main Store<br/>English<br/>123.24.28.65</p> <p>Placed from IP: 123.24.28.65</p> | <p><b>Account Information</b></p> <p>Customer Name: <a href="#">Hong Van Truong</a></p> <p>Email: <a href="mailto:stampche@yahoo.com.vn">stampche@yahoo.com.vn</a></p> <p>Customer Group: General</p>                               |
|  | <p><b>Billing Address</b></p> <p>Hong Van Truong<br/>42 ngo 567 Hoang Hoa Tham<br/>Hanoi, Hanoi, 10000<br/>Vietnam<br/>T: 01245997456332</p>   | <p><b>Shipping Address</b></p> <p>Store Mango<br/>3333 Bristol Street<br/>California, California, 92626<br/>United States<br/>T: 1234567899</p>  |

- **Store Pickup** tab shows you the detailed information.

Order View Order # 10000475 | Order Date Nov 11, 2010 3:20:20 AM Back Edit Cancel Send Email Hold Invoice...

|  |  |   |
|--|--|---|
| <p><b>Information</b></p> <p>Invoices</p> <p>Credit Memos</p> <p>Shipments</p> <p>Comments History</p> <p>Store Pickup</p> | <p><b>Store Information</b></p> <p>Name: Mango</p> <p>Address: 3333 Bristol Street</p> <p>City: California</p> <p>State/Province: California</p> <p>Zipcode: 92626</p> <p>Country: United States</p>  | <p><b>Delivery Time</b></p> <p>Time: 13:00:00</p> <p>Date: 11-15-2010</p> |
|--|--|---|

### 3.2.4. Receive Email about the orders

After the order of customer is chosen as **Storepickup**, emails will be sent to the owner of the store and the web administrator.

- Email sent to the store owner



Hello Alexis,

There is a customer that has placed an order from Main Store and select your store location to pickup. If you have any questions about this order please contact us at [support@example.com](mailto:support@example.com) or call us at Monday - Friday, 8am - 5pm PST.

The order information is below.

**The Order #100000477** (placed on November 11, 2010)

| <b>Billing Information:</b><br>Hong Van Truong<br>42 ngo 567 Hoang Hoa Tham<br>Hanoi, Hanoi, 10000<br>Vietnam<br>T: 01245997456332   | <b>Payment Method:</b><br><br>Check / Money order  |                     |                 |     |          |               |         |   |          |  |  |          |          |  |  |                     |        |  |  |                    |                 |
|--|--|---------------------|-----------------|-----|----------|---------------|---------|---|----------|--|--|----------|----------|--|--|---------------------|--------|--|--|--------------------|-----------------|
| <b>Shipping Information:</b><br>Store Vong Store<br>229 Vong Street<br>Hanoi, Hanoi, 10000<br>Vietnam<br>T: 1234567<br>F: 42545245   | <b>Shipping Method:</b><br><br>Storepickup - Free StorePickup<br>Pickup Time: 11-15-2010 18:00 |                     |                 |     |          |               |         |   |          |  |  |          |          |  |  |                     |        |  |  |                    |                 |
| <table border="1"><thead><tr><th>Item</th><th>SKU</th><th>Qty</th><th>Subtotal</th></tr></thead><tbody><tr><td>AT&amp;T 8525 PDA</td><td>8525PDA</td><td>2</td><td>\$399.98</td></tr><tr><td></td><td></td><td>Subtotal</td><td>\$399.98</td></tr><tr><td></td><td></td><td>Shipping &amp; Handling</td><td>\$0.00</td></tr><tr><td></td><td></td><td><b>Grand Total</b></td><td><b>\$399.98</b></td></tr></tbody></table> |  | Item                | SKU             | Qty | Subtotal | AT&T 8525 PDA | 8525PDA | 2 | \$399.98 |  |  | Subtotal | \$399.98 |  |  | Shipping & Handling | \$0.00 |  |  | <b>Grand Total</b> | <b>\$399.98</b> |
| Item   | SKU  | Qty                 | Subtotal        |     |          |               |         |   |          |  |  |          |          |  |  |                     |        |  |  |                    |                 |
| AT&T 8525 PDA  | 8525PDA  | 2                   | \$399.98        |     |          |               |         |   |          |  |  |          |          |  |  |                     |        |  |  |                    |                 |
|  |  | Subtotal            | \$399.98        |     |          |               |         |   |          |  |  |          |          |  |  |                     |        |  |  |                    |                 |
|  |  | Shipping & Handling | \$0.00          |     |          |               |         |   |          |  |  |          |          |  |  |                     |        |  |  |                    |                 |
|  |  | <b>Grand Total</b>  | <b>\$399.98</b> |     |          |               |         |   |          |  |  |          |          |  |  |                     |        |  |  |                    |                 |

- Email sent to web administrator



Hello Nuage Rose,

There is a customer that has placed an order from Main Store. You can check the status of this order by [logging into back-end](#).

- Hide quoted text -

The order information is below.

**The Order #100000477** (placed on November 11, 2010)

|  |  |
|--|--|
| <b>Billing Information:</b><br>Hong Van Truong<br>42 ngo 567 Hoang Hoa Tham<br>Hanoi, Hanoi, 10000<br>Vietnam<br>T: 01245997456332 | <b>Payment Method:</b><br>Check / Money order  |
| <b>Shipping Information:</b><br>Store Vong Store<br>229 Vong Street<br>Hanoi, Hanoi, 10000<br>Vietnam<br>T: 1234567<br>F: 42545245 | <b>Shipping Method:</b><br>Storepickup - Free StorePickup<br>Pickup Time: 11-15-2010 18:00 |

| Item          | Sku     | Qty                 | Subtotal        |
|---------------|---------|---------------------|-----------------|
| AT&T 8525 PDA | 8525PDA | 2                   | \$399.98        |
|               |         | Subtotal            | \$399.98        |
|               |         | Shipping & Handling | \$0.00          |
|               |         | <b>Grand Total</b>  | <b>\$399.98</b> |

## 4. HOW TO CONFIGURE

### 4.1. Configure Storepickup

- Go to **System** → **Configuration** on the menu of the admin page.
- Click tab “Shipping methods” on the left.
- Select “**Storepickup**” shipping method.
- Enter required information as the below image.
  - Enabled: enable this extension or not.
  - Title: title displayed in shipping method.

- Interval Time (minutes): interval of pickup time (if it is configured 30, this means that pickup time is 07:00, 07:30, 08:00, 08:30...)
- Display all stores in front end (Top Link, Footer Link, Not shown):
- Display pickup time/date: display pickup time/date
- Early date text: message displayed to the customer when he chooses the date which is early to receive products.
- Store Not Found Text: text displayed when there is no store.
- Guide Text: message to the customer when he doesn't select date and time.
- Applicable payments: payment method.
- Specific payments: specific payment method.
- Email template to store owner: you can modify default template in Transactional Emails.
- Email template to web-shop admin: modify the default template in Transactional Emails when you need.
- Click button "Save config".

**Note:** To use Google API, you must fill the Google map key into the text field "Google map Key". You can get Google map key by the steps explained in the part 4.2.

|                                  |   |
|----------------------------------|---|
| Enabled                          | Yes   |
| Title                            | Storepickup   |
| Interval Time (minutes)          | 30<br>▲ Format example : 30   |
| Display all stores in front end  | Footer Link   |
| Display pickup time/date         | Yes   |
| Earlydate Text                   | Very early shipping date  |
| Store Not Found Text             | Store Not Found   |
| Guide Text                       | Please select date and time for receive product   |
| Applicable payments              | Specific Payments   |
| Specific payments                | <ul style="list-style-type: none"> <li>Credit Card (saved)</li> <li>Check / Money order</li> <li>No Payment Information Required</li> <li>googlecheckout</li> </ul> |
| Email template to store owner    | Email to store owner (Default Template from   |
| Email Template to web-shop admin | Email to web-shop admin (Default Templat  |

## 4.2. Get Google Map key

To use Google API for your site, you must have a Google account to get a Maps API key, and your API key will be connected to your Google Account.

First, please open the URL <http://code.google.com/apis/maps/signup.html> and sign in. Then click into confirm check box and fill your site base url into the text field “My web site URL”, select button “Generate API Key” to get your key.

Copy this key and paste it into the text field “Google map Key” on the config shipping page (system → configuration → shipping methods → storepickup). Then select “Save Config” to store this key.

I have read and agree with the terms and conditions ([printable version](#))

My web site URL:

Tip: Signing up a key for <http://yourdomain.com> is usually the best practice, as it will work for all subdomains and directories. See this [FAQ](#) for more information.

### Sign Up for the Google Maps API

**Thank You for Signing Up for a Google Maps API Key!**

Your key is:

```
ABQIAAAAYO7mZCarcb-fpqcsutrqXRTtOvQ7x_fKzYwzGJKUNnAcR8CoRQPk0IZRs4Hpxri7OGJ-uWnmkvXgw
```

Note: for more information on the API key system, consult <http://code.google.com/apis/maps/faq.html#keyssystem>.

## 5. EXAMPLES

### 5.1. Add stores

- Go to **Storepickup** → **Manage Stores** → **Add Store**.
- In **General Tab**, enter the information as below.

|   |  |
|---|--|
| <p><b>Store Information</b></p> <ul style="list-style-type: none"> <li>General Information</li> <li>Contact Information</li> <li>Time Schedule</li> </ul> | <p><b>Add Store</b></p> <p><b>Store information</b></p> <p>Store Name * <input type="text" value="Minh Khai Store"/></p> <p>Status <input type="text" value="Enabled"/></p> <p>Address * <input type="text" value="44 Minh Khai"/></p> <p>City * <input type="text" value="Hanoi"/></p> <p>Zipcode * <input type="text" value="10000"/></p> <p>Country * <input type="text" value="Vietnam"/></p> <p>State/Province <input type="text" value="Hanoi"/></p> <p>Store Latitude <input type="text"/></p> <p>Store Longitude <input type="text"/></p> <p>Description <input type="text" value="Store demo"/></p> |
|---|--|

- In Contact Information Tab

**Store Information**

- General Information
- Contact Information**
- Time Schedule

**Add Store**

**Contact information**

|                 |  |
|-----------------|--|
| Store Manager * | <input type="text" value="Vanessa Truong"/>  |
| Phone Number *  | <input type="text" value="84936327399"/>     |
| Email Address * | <input type="text" value="owner@store.com"/> |
| Fax Number      | <input type="text" value="10005555"/>        |

- In Time Schedule Tab.

## Store Information

General Information



Contact Information



Time Schedule



## Add Store

### Time Schedule

|                      |  |
|----------------------|--|
| Minimum Gap *        | <input type="text" value="30"/>                      |
|                      | <small>▲ The minimum time in minutes to ship</small> |
| Monday Open Time     | <input type="text" value="8:00"/>                    |
|                      | <small>▲ format example 12:30</small>                |
| Monday Close Time    | <input type="text" value="19:00"/>                   |
|                      | <small>▲ format example 24:00</small>                |
| Tuesday Open Time    | <input type="text" value="8:00"/>                    |
| Tuesday Close Time   | <input type="text" value="19:00"/>                   |
| Wednesday Open Time  | <input type="text" value="8:00"/>                    |
| Wednesday Close Time | <input type="text" value="19:00"/>                   |
| Thursday Open Time   | <input type="text" value="8:00"/>                    |
| Thursday Close Time  | <input type="text" value="19:00"/>                   |
| Friday Open Time     | <input type="text" value="8:00"/>                    |
| Friday Close Time    | <input type="text" value="19:00"/>                   |
| Saturday Open Time   | <input type="text" value="8:00"/>                    |
| Saturday Close Time  | <input type="text" value="19:00"/>                   |
| Sunday Open Time     | <input type="text"/>                                 |
| Sunday Close Time    | <input type="text"/>                                 |

- Click Save Item button.

### *5.2. Using Storepickup in front-end*

- Choose **Storepickup** after filling the billing address, and then click Continue.

## Checkout

### 1 Billing Information

Select a billing address from your address book or enter a new address.

Hong Van Truong , 42 ngo 567 Hoang Hoa Tham, Hanoi, Hanoi 10000, Vietnam

- Ship to this address
- Ship to different address
- Store Pickup

\* Required Fields

Continue

- Select the store has just been created

## Checkout

### 1 Billing Information

### 2 Shipping Information

### 3 Shipping Method

Storepickup

Free StorePickup \$0.00

- Stores \*
- Minh Khai Store (6,672 m)
- Select Store
- Nam Cao Store (2,872 m)
  - Hoang Hoa Tham Store (3,324 m)
  - Nguyen Chi Thanh Store (3,848 m)
  - Ba Trieu Store (4,124 m)
  - Le Thanh Nghi Store (5,525 m)
  - Vong Store (5,534 m)
  - Minh Khai Store (6,672 m)
  - Xuan Thuy Store (6,701 m)
  - StoreMonday5 (6,701 m)
  - Los Angeles Store (129,446 m)

Minh Khai Store

44 Minh Khai

Hanoi



[↑ Back](#)

Continue

### YOUR CHECKOUT PROGRESS

[Billing Address](#) | [Change](#)

Hong Van Truong  
42 ngo 567 Hoang Hoa Tham  
Hanoi, Hanoi, 10000  
Vietnam  
T: 01245997456332

[Shipping Address](#) | [Change](#)

Hong Van Truong  
42 ngo 567 Hoang Hoa Tham  
Hanoi, Hanoi, 10000  
Vietnam  
T: 01245997456332

[Shipping Method](#)

[Payment Method](#)

- Select shipping date and shipping time then Click Continue.

## Checkout

1 Billing Information

2 Shipping Information

**3 Shipping Method**

Storepickup

Free StorePickup \$0.00

Stores \*

Minh Khai Store (6,672)

Minh Khai Store

44 Minh Khai

Hanoi

Hanoi, 10000

Vietnam


Store demo

Shipping Date

11-15-2010

Shipping Time

11:00



↑ [Back](#) [Continue](#)

## YOUR CHECKOUT PROGRESS

### Billing Address | [Change](#)

Hong Van Truong  
42 ngo 567 Hoang Hoa Tham  
Hanoi, Hanoi, 10000  
Vietnam  
T: 01245997456332

### Shipping Address | [Change](#)

Hong Van Truong  
42 ngo 567 Hoang Hoa Tham  
Hanoi, Hanoi, 10000  
Vietnam  
T: 01245997456332

### Shipping Method

### Payment Method

- Continue to checkout as usual.

## Checkout

1 Billing Information

2 Shipping Information

3 Shipping Method

**4 Payment Information**

Check / Money order

Credit Card (saved)

\* Required Fields

↑ [Back](#) [Continue](#)

5 Order Review

## YOUR CHECKOUT PROGRESS

### Billing Address | [Change](#)

Hong Van Truong  
42 ngo 567 Hoang Hoa Tham  
Hanoi, Hanoi, 10000  
Vietnam  
T: 01245997456332

### Shipping Address | [Change](#)

Store Minh Khai Store  
44 Minh Khai  
Hanoi, Hanoi, 10000  
Vietnam  
T: 84936327399  
F: 10005555

### Shipping Method | [Change](#)

Storepickup - Free  
StorePickup \$0.00

## Checkout

|                        |
|------------------------|
| 1 Billing Information  |
| 2 Shipping Information |
| 3 Shipping Method      |
| 4 Payment Information  |
| <b>5 Order Review</b>  |

| Product Name  | Price    | Qty  | Subtotal        |
|---------------|----------|--|-----------------|
| AT&T 8525 PDA | \$199.99 | 2  | \$399.98        |
|               |          | Subtotal   | \$399.98        |
|               |          | Shipping & Handling (Storepickup - Free StorePickup) | \$0.00          |
|               |          | <b>Grand Total</b>                                   | <b>\$399.98</b> |

Forgot an Item? [Edit Your Cart](#)

**Place Order**

## YOUR CHECKOUT PROGRESS

### Billing Address | [Change](#)

Hong Van Truong  
42 ngo 567 Hoang Hoa Tham  
Hanoi, Hanoi, 10000  
Vietnam  
T: 01245997456332

### Shipping Address | [Change](#)

Store Minh Khai Store  
44 Minh Khai  
Hanoi, Hanoi, 10000  
Vietnam  
T: 84936327399  
F: 10005555

### Shipping Method | [Change](#)

Storepickup - Free  
StorePickup \$0.00

### Payment Method | [Change](#)

Check / Money order

## Your order has been received

Thank you for your purchase!

Your order # is: [100000478](#).

You will receive an order confirmation email with details of your order and a link to track its progress.

Click [here to print](#) a copy of your order confirmation.

**Continue Shopping**

-----  
**END**

Copyright (c) 2009-2010 [www.magestore.com](http://www.magestore.com)