



support@magestore.com

sales@magestore.com

Phone: 084.4.8585.4587

GIFT WRAP

USER GUIDE

Version 0.1.2

Table of contents

1.INTRODUCTION	3
2.HOW TO INSTALL	4
3. FUNCTION GUIDE	5

1. INTRODUCTION

Many customers when purchasing online want products to be wrapped before delivery as they would be gifted for someone else like their friends or families. Gift wrap is an impressive script that provides an option of wrapping products to customers, allowing them to choose paper after preview. Your customers will definitely feel satisfied with the additional useful service your web-shop can supply. That's why you should try our new extension and complete your store perfectly to see how pleased your customers enjoy!

Outstanding features:

- ✓ Useful and user-friendly for customer
 - Add wrap for each product in shopping cart.
 - Allow to wrap all items in shopping cart in the same paper.
 - Extra fee added to order for wrapping.
 - Allow to adding personal message for gift wrap.
 - Preview gift wrap paper.
 - Update order total in shopping cart automatically by Ajax.
- ✓ Easy management and configuration for admin
 - Allow to enable / disable this feature.
 - Ability to select product available for gift wrap by 2 ways: single and bulk products.
 - Easy to manage gift wrap style.
 - Ability to add preview figure, price for each gift wrap style.
 - Allow to enable / disable personal message for gift wrap style.
 - Customizable tooltip message.
- ✓ Review gift wrap information after purchasing easily: Gift wrap information is added to order, invoice, credit memos which will help both admin and customer review it later. Admin can know exactly gift wrap style, product to gift wrap in shopping cart. It is really useful for admin when ship the order to customer.

2. HOW TO INSTALL

- After purchasing, you can download the file at once, license key will be sent to your email. The file that you download normally is a zip file. Unzip it to a folder.
- Use FTP client (like Filezilla, WinSCP, cuteFtp) to upload (copy) all folders in the zip package to your Magento site root folder. This will not overwrite any existing files, it only add new files to the folder structure.
- After uploading is done, Log in your Magento administration panel to refresh cache. Go to System > Cache Management. Select all caches and take action “Refresh” then submit.
- Navigate to System > Configuration, if you can see the extension tab, it is installed properly. Remember to put your license key to the License key management so that the module could be activated.
- Now if you get Access denied error when click on the extension tab, you need to log out admin panel and log in again.
- Go to front-end and try to process, make sure that everything is OK.

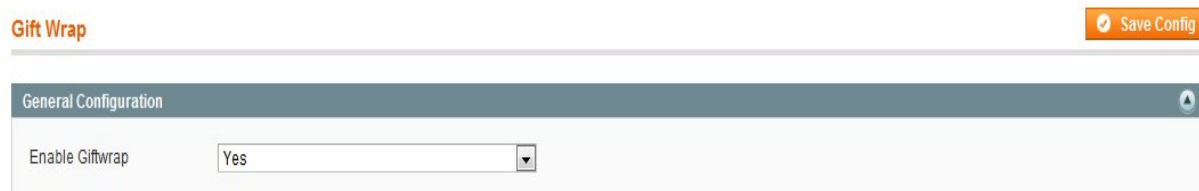
3. FUNCTIONS GUIDE

In this section, I will introduce you about Gift Wrap extension's feature. You can review them to see if it is for you before purchasing. I will list features by 2 parts: Back-end and Front-end. Firstly, we should start with Back-end.

3.1. Back-end features

❖ Enable/Disable Gift Wrap feature:

Normally, the need to wrap item of customers in holiday, New Year, Christmas, Boxing day... This can be decreased in other periods of years so lots of site owners want to turn off Gift Wrap feature when they don't need it and turn it on later. To do this, you can go to System > General Configuration, and then select Yes/No to turn on/off this feature.



❖ Manage Gift Wrap styles

As I know, if I want to send someone a gift, I would like it to be special and impressive, and I can be sure that wrapper is something very important. And this is a good feature of Gift Wrap which allows you to manage (add/edit/delete) gift wrap styles. For each style, you can enter:

- Style title
- Style price
- Style image
- Style order

You can do this by going to Gift Wrap in admin panel, select Manage Giftwrap and then click Add New Giftwrap button.

Giftwrap Style Information

Style Label *

Price *

Style Image * [Browse..](#)

Sort Order

❖ Gift wrap listing

You can view a list of gift wraps you add to your store. If there is a gift wrap style which you don't want to use it any more, you can easily delete it.

Giftwrap Styles [Add New Giftwrap](#)

Page of 1 pages | View per page | Total 2 records found

[Reset Filter](#) [Search](#)

Select All | Unselect All | Select Visible | Unselect Visible | 0 items selected

ID	Title	Price	Action
Any		From: <input type="text"/> To: <input type="text"/> In: USD	
<input type="checkbox"/>	2 Baby	\$5.00	Edit
<input type="checkbox"/>	3 Heart Pattern	\$7.00	Edit

❖ Select if product is able to gift wrap

One important thing is that normally, not all products in your store can not be wrapped so we create this feature which allows you to select if a product is able to be wrapped. You can go to edit a product, under General tab, there's a field with 2 values YES/NO named Giftwrap, that what you need is to care

Choose Store View:
Default Values

Product Information

General

Prices

Meta Information

Descriptions

HTC Touch Diamond (Cell Phones)

Back Reset Delete Duplicate Save Save And Continue Edit

General Create New Attribute

Giftwrap Yes [GLOBAL]

Name * HTC Touch Diamond [STORE VIEW]

Model * HTC Touch Diamond [GLOBAL]

SKU * HTC Touch Diamond [GLOBAL]

❖ **Add gift wrap amount and information to order information**

For you, site owners, convenience, information of giftwrap items are added to order information and thus you can review and decide which item is wrapped, which is not before ship order

- Gift wrap amount in order total

Order Totals	
Subtotal	\$899.99
Shipping & Handling	\$10.00
Giftwrap Amount	\$5.00
Grand Total	\$914.99
Total Paid	\$914.99
Total Refunded	\$0.00
Total Due	\$0.00


- Gift wrap information for each item

Order View

Information
Invoices
Credit Memos
Shipments
Comments History
Giftwrap Information

Order # 100000025 | Order Date Dec 10, 2009 10:35:21 PM

Back Edit Cancel Credit Memo Hold Ship Reorder

Giftwrap Information				
Item #	Product	Giftwrap Style	Giftwrap Image	Personal Message
1	Nokia 2610 Phone	Baby		Hello boy

❖ Invoice information

Giftwrap is also added to invoice information and invoice PDF print

Invoice Totals	
Shipping & Handling	\$10.00
Giftwrap Amount	\$5.00
Grand Total	\$914.99

3.2. Front-end features

❖ Select to wrap a product in shopping cart

After customers add product to cart, in shopping cart now they can see a checkbox with label Giftwrap for items which can be wrapped (selected in admin, remember?)

Remove		Product Name	Move to Wishlist	Unit Price	Qty	Gift Wrap	Subtotal
		Nokia 2610 Phone		\$149.99	<input type="text" value="1"/>	<input type="checkbox"/>	\$149.99

[Continue Shopping](#) [Update Shopping Cart](#)

❖ **Select gift wrap style for each item**

Customers check this box to select wrap of that item. We make wrap available for each item. It means if you have 2 items in a cart, you can wrap them as 2 separate wrapper and checkout at once time, we hope this is ok for users (your feedbacks will be important for us to change in the next release). Loading styles with ajax:

Remove		Product Name	Move to Wishlist	Unit Price	Qty	Gift Wrap	Subtotal
		Nokia 2610 Phone	<input type="checkbox"/>	\$149.99	<input type="text"/>	<input checked="" type="checkbox"/>	\$149.99
		HTC Touch Diamond	<input type="checkbox"/>	\$750.00	<input type="text"/>	<input type="checkbox"/>	\$750.00

Please wait...

[Continue Shopping](#)
[Update Shopping Cart](#)

Subtotal \$899.99 each product in cart:

Remove		Product Name	Move to Wishlist	Unit Price	Qty	Gift Wrap	Subtotal
		Nokia 2610 Phone	<input type="checkbox"/>	\$149.99	<input type="text" value="1"/>	<input checked="" type="checkbox"/>	\$149.99
		HTC Touch Diamond	<input type="checkbox"/>	\$750.00	<input type="text" value="1"/>	<input checked="" type="checkbox"/>	\$750.00

[Continue Shopping](#)
[Update Shopping Cart](#)

ITEMS TO GIFTWRAP				
Item	Style Selection	Style Image	Style Price	Personal Message
 Nokia 2610 Phone	Baby <input type="text"/>		\$8.00	<input type="text" value="Type your personal message here"/>
 HTC Touch Diamond	Baby <input type="text"/>		\$8.00	<input type="text" value="Type your personal message here"/>

For each item, customers can select its specific style and add their personal message. Cart total is updated automatically every time gift wrap style is selected or changed

Subtotal	\$899.99
Gift Wrap	\$16.00
Grand Total	\$915.99

[Proceed to Checkout](#)

[Checkout with Multiple Addresses](#)

[Google Checkout](#)
Not available for these items

Gift wrap information in order review section in checkout page:

5 Order Review			
Product Name	Price	Qty	Subtotal
Nokia 2610 Phone	\$149.99	1	\$149.99
HTC Touch Diamond	\$750.00	1	\$750.00
Subtotal			\$899.99
Shipping & Handling (Flat Rate - Fixed)			\$10.00
Gift Wrap			\$16.00
Grand Total			\$925.99

Forgot an Item? [Edit Your Cart](#)

[Place Order](#)

❖ Order information in customers' account section

Gift wrap amounts is added to order total when customers view their orders again in My Account section, this is also added to invoice, order print and invoice print.

Items Ordered

Product Name	SKU	Price	Qty	Subtotal
Nokia 2610 Phone	n2610	\$149.99	Ordered: 1	\$149.99
HTC Touch Diamond	HTC Touch Diamond	\$750.00	Ordered: 1	\$750.00
Order Subtotal				\$899.99
Shipping & Handling				\$10.00
Giftwrap Amount				\$16.00
Grand Total				\$925.99

[« Back to My Orders](#)

Order print

The image shows a Windows 'Print' dialog box overlaid on a partial table. The dialog box is titled 'Print' and has a close button (X) in the top right corner. It contains the following sections:

- Printer:** Name: Microsoft XPS Document Writer (with a dropdown arrow and a 'Properties...' button). Status: Ready. Type: Microsoft XPS Document Writer. Where: XPSPort. Comment: (empty). There is a checkbox for 'Print to file' which is unchecked.
- Print range:** Radio buttons for 'All' (selected), 'Pages from: 1 to: 1', and 'Selection'.
- Copies:** 'Number of copies:' set to 1 (with a spinner box). There are three document icons labeled 1, 2, and 3. A checkbox for 'Collate' is unchecked.
- Print Frames:** Radio buttons for 'As laid out on the screen' (selected), 'The selected frame', and 'Each frame separately'.
- Buttons: 'OK' and 'Cancel' at the bottom.

The table on the right shows a partial view of the order summary:

Price	Qty	Subtotal
\$149.99	Ordered: 1	\$149.99
\$750.00	Ordered: 1	\$750.00
Order Subtotal		\$899.99
Shipping & Handling		\$10.00
Giftwrap Amount		\$16.00
Grand Total		\$925.99

Below the table is an orange button labeled 'Close Window'.

Invoice information

Copyright (c) 2009-2010 www.magestore.com

[Print All Invoices](#)

Invoice #100000002

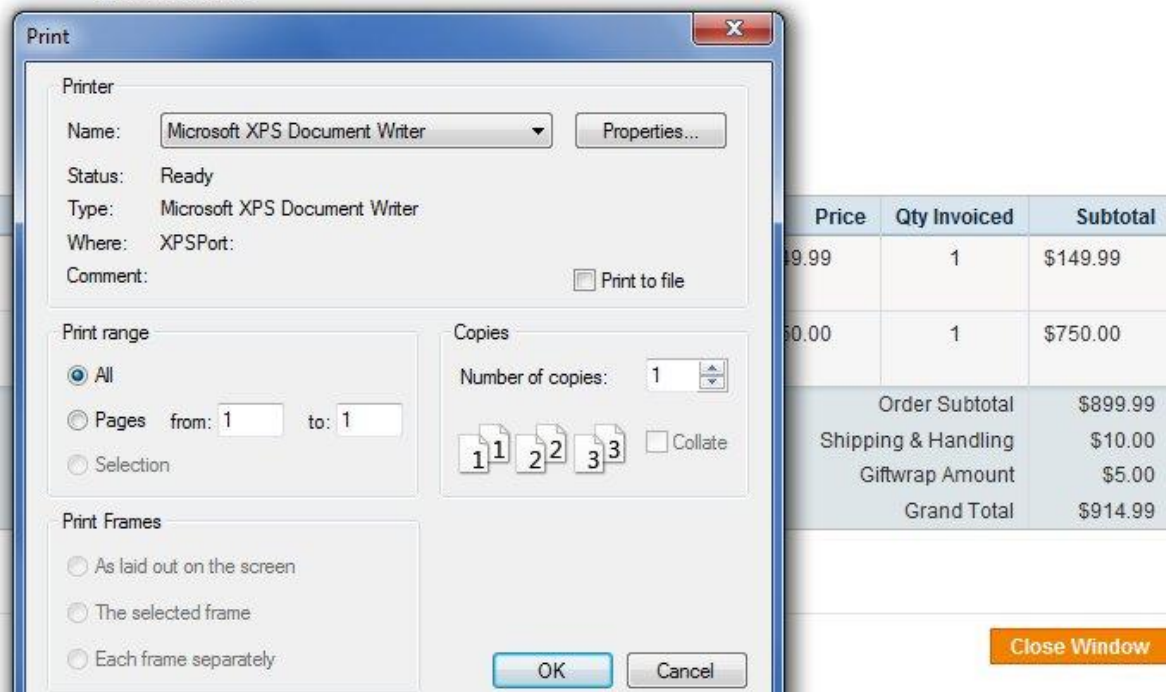
[Print Invoice](#)

Items Invoiced

Product Name	SKU	Price	Qty Invoiced	Subtotal
Nokia 2610 Phone	n2610	\$149.99	1	\$149.99
HTC Touch Diamond	HTC Touch Diamond	\$750.00	1	\$750.00
			Order Subtotal	\$899.99
			Shipping & Handling	\$10.00
			Giftwrap Amount	\$5.00
			Grand Total	\$914.99

[« Back to My Orders](#)

Print invoice



-----**END**-----

Copyright (c) 2009-2010 www.magestore.com